



Eleven Stars Securities (Private) Limited
Financial Statements
For the period ended March 31, 2015


Eleven Stars Securities (Private) Limited
Balance Sheet
As at March 31, 2015

	Note	Rupees Mar 2015	Rupees June 2014
<u>ASSETS</u>			
<u>NON-CURRENT ASSETS</u>			
Property and equipment	7	74,216	95,762
Intangible assets	8	35,451,000	35,451,000
Long term investments	9	94,549,000	94,549,000
Long term deposit	10	400,000	400,000
<u>CURRENT ASSETS</u>			
Short term investments	11	528,424,050	419,526,606
Advances, deposits & other receivables	12	54,403,749	571,614
Cash & bank balances	13	893,326	817,208
		583,721,125	420,915,428
		714,195,341	551,411,190
<u>CAPITAL AND LIABILITIES</u>			
<u>Authorized capital</u>			
20,000,000 ordinary shares of Rs. 10/- each		200,000,000	200,000,000
Issued, subscribed and paid-up capital	14	136,000,000	136,000,000
Unappropriated profit.		499,288,625	325,907,192
		635,288,625	461,907,192
<u>NON-CURRENT LIABILITY</u>			
Long term loan	15	70,000,000	70,000,000
<u>CURRENT LIABILITIES</u>			
Accrued expenses & other liabilities	16	8,906,716	19,503,998
Contingencies and commitments	17	-	-
		714,195,341	551,411,190

Karachi
Dated :


Chief Executive


Director



Eleven Stars Securities (Private) Limited
Profit & Loss Accounts
For the period ended March 31, 2015

	Note	Rupees Mar 2015	Rupees June 2014
<u>Revenue</u>			
Operating revenue	18	16,333,935	32,408,116
Capital gain on sale of investments		69,501,884	72,257,366
Gain on remeasurement of investments - net		88,694,786	36,488,861
		174,530,605	141,154,343
<u>Operating expenses</u>			
Administrative expenses	19	1,201,679	1,067,708
Operating profit		173,328,926	140,086,635
Other charges	20	-	-
Other income	21	52,508	108,942
Net profit before taxation		173,381,434	140,195,577
Taxation	22	-	6,709,028
Net profit after taxation		173,381,434	133,486,549
Earnings per share - basic & diluted	23	12.75	9.82

Karachi
Dated :

Alott
Chief Executive



Sfnoorani
Director